

Monitoring - Research Reports 2022-23

Department of Computer Science, University of Pisa

October 2024

Insights

In this report we outline the results of the 2023 research report monitoring by comparing a set of macro indicators of the research reports of the last three years 2023, 2022, and 2021 (only when such data is available and relevant). The results of such monitoring provide the following insights.

1. Regarding the department members composition, 2023 has seen a fairly stable number of associate and full professors contrasted by a massive influx of Temporary positions, especially RTD-A, that has increased the trend already present in 2022.
2. The new round of PRIN national projects and PNRR founded PRIN projects has led to a stark increase of funding. The exceptional PNRR funding and the regular timing of the university has led to a decrease of university funded projects. Despite that, the department has proven to remain attractive by increasing the funding amount and number and funding of prizes and regional funded projects. PRIN projects have also helped in increasing the number of PIs with respect to the number of projects, allowing more members of the department to get access to projects funding.
3. The guest editorship of journal special issues appears to have dropped significantly. We leave a reflection on this to next year monitoring, to be able to evaluate if it indicates a temporary drop or a defined trend.
4. Managing board memberships have kept increasing in line with last year advancement.
5. The scientific events participation data shows contrasting results. As the number of workshops co-organised by members of the department has doubled, the program committee participation appears to have dropped significantly. On the other hand, the invited participation to events has doubled, boding well for the department recognition and prestige.
6. The research positions created at the department have remained fairly stable, except for the “Borse di ricerca” positions that have more than doubled (probably linked to the increase and coming to fruition of funding).
7. The modest trend in the increase of visiting fellows experienced in 2022 has continued and strengthened in 2023.
8. Regarding publications, all data is promising as the number of publications has significantly increased across the line, except for journal papers.

1 The Department

Department composition changes:

- Full Professors

2021 21 (17 INF/01, 1 MAT/08 and 3 MAT/09)

2022 +0 (+0%): 21 (17 INF/01, 1 MAT/08 and 3 MAT/09)

2023 +3 (+14.29%): 24 (20 INF/01, 1 MAT/08 and 3 MAT/09)

- Associate Professors

2021 27 (21 INF/01, 2 MAT/08, 4 MAT/09)

2022 +0 (+0%): 27 (21 INF/01, 2 MAT/08, 3 MAT/09 and 1 SECS-P/07)

2023 -2 (-7.41%): 25 (19 INF/01, 2 MAT/08, 3 MAT/09 and 1 SECS-P/07)

- Assistant Professors (RTI)

2021 3 (3 INF/01)

2022 +0 (+0%): 3 (3 INF/01)

2023 -1 (-33.33%): 2 (2 INF/01)

- Temporary Assistant Professors (RTD-B)

2021 5 RTD-B (5 INF/01)

2022 +2 (+40.00%): 7 RTD-B (7 INF/01)

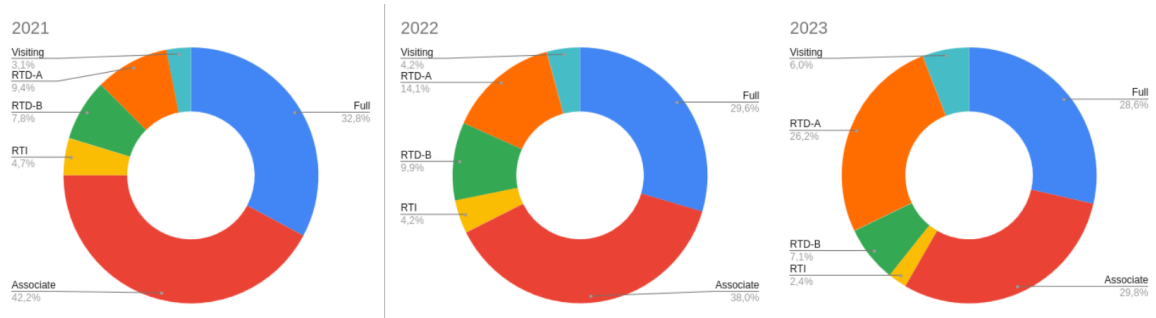
2023 -1 (-14.29%): 6 (6 INF/01)

- Temporary Assistant Professors (RTD-A)

2021 6 RTD-A (6 INF/01)

2022 +4 (+66.67%): 10 RTD-A (9 INF/01 and 1 MAT/09)

2023 +12 (+120.00%): 22 (19 INF/01, 3 MAT/09) ¹

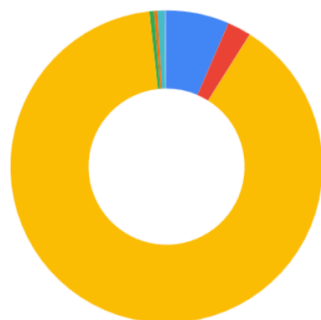


¹Big influx at the end of 2022 between the 2022 and 2023 report data collection periods.

2 Research projects

International Projects						
Year	Number	Yearly Change	Budget	Yearly Change	Unique PIs	
2021	18		4 473 138			
2022	23	+28%	6 814 365	+ 52.34%	13	
2023	22	-4.35%	6 743 337	-1.04%	12	
National Projects						
Year	Number	Yearly Change	Budget	Yearly Change	Unique PIs	Notes
2021	5		593 417			
2022	5	+0%	608 507	+ 2.54%	5	
2023	19	+280%	2 793 664.68	+359.10%	15	2022 PRINs influx
PNRR Projects						
Year	Number	Yearly Change	Budget	Yearly Change	Unique PIs	Notes
2022	11		85 915 236			
2023	19	+72.73%	92 631 202	+7.82%		2022 PNRR PRINs influx
Regional Projects						
Year	Number	Yearly Change	Budget	Yearly Change	Unique PIs	Notes
2021	4		362 524			
2022	5	+25%	385 079	+6.22%	5	
2023	7	+40%	505 079	+31.16%	6	BandoAssegni Regione
University Projects						
Year	Number	Yearly Change	Budget	Yearly Change	Unique PIs	Notes
2021	6		321 780			
2022	11	+83.33%	572 871	+78.03%	8	
2023	7	-36.36%	331090	-42.21%	5	Last fundings in 2022
Industrial Projects						
Year	Number	Yearly Change	Budget	Yearly Change	Unique PIs	Notes
2021	14		780 765			
2022	11	21.43%	784 040	+0.42%	7	
2023	9	18.18%	789 040	+0.64%	6	
Research Agreements/Collaborations/Prizes						
Year	Number	Yearly Change	Budget	Yearly Change	Unique PIs	Notes
2022	4		116 000		4	
2023	6	50%	212 130	82.87%	6	

2023

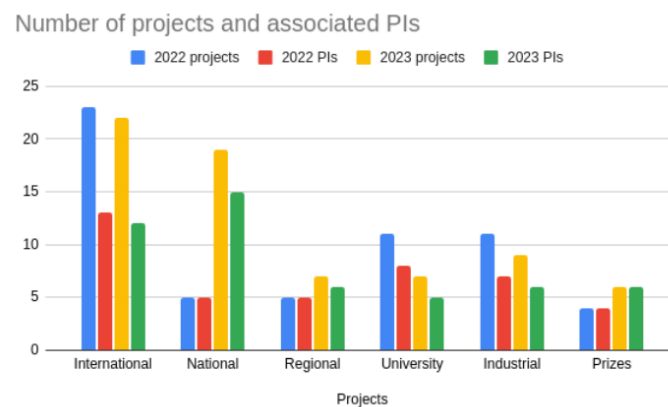
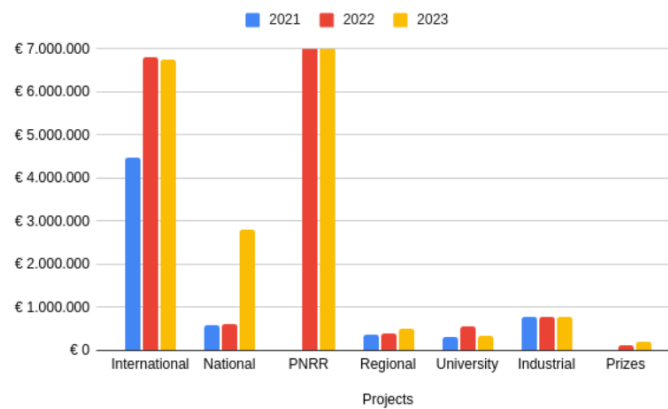


● International ● National ● PNRR ● Regional ● University
● Industrial ● Prizes

2023



● International ● National ● Regional ● University ● Industrial
● Prizes



3 Editorships of journals

- Editorial boards:
 - 2021 52
 - 2022 58 (+6, +11.54%) of 29 members
 - 2023 65 (+7, +12.07%) of 31 members (+2, +6.90%)
- Guest editorship of special issues:
 - 2021 21
 - 2022 27 (+6, +28.57%) of 13 members
 - 2023 13 (-14, -51.85%) of 9 members (-4, -30.77%)

4 Managing Boards of Scientific Associations and Societies

- 2021 12
- 2022 16 (+4, +33.33%) of 7 members
- 2023 21 (+5, +31.25%) of 11 members (+4, +57.14%)

5 Scientific events

Counting including duplicate events.

- Chairing (or steering and organising) of conferences:

2022 12 of 9 members

2023 19 (+7, +58.33%) of 12 members (+3, +33.33%)

- Chairing (or steering and organising) of workshops and symposia:

2022 14 of 12 members

2023 23 (+9, +64.29%) of 16 members (+4, +33.33%)

- Direction of PhD Schools, symposia, and summer schools:

2022 2 of 2 members

2023 2 (+0, +0%) of 2 members (+0, +0%)

- Program Committee membership of conferences, workshops and symposia:

2021 123 of 26 members

2022 138 (+15, +12.20%) of 27 members (+1, +3.85%)

2023 113 (-25, -18.12%) of 26 members (-1, -3.70%)

- Invited and keynote speakers at conferences and workshops:

2022 5 of 3 members

2023 10 (+5, +100.00%) of 8 members (+5, +166.67%)

- Tutorial speakers at conferences:

2022 1 of 1 member

2023 5 (+4, +400%) of 2 member (+1, +100%)

6 Research positions

- Junior Research grant positions (*Borse di studio e approfondimento* in Italian):

2021 13

2022 11 (-2, -15.38%)

2023 11 (+0, +0%)

- Senior Research grant positions (*Borse di ricerca* in Italian):

2021 8

2022 6 (-2, -25.00%)

2023 14 (+8, +133.33%)

- Research fellow positions (*Assegni di ricerca* in Italian):

2021 22

2022 23 (+1, +4.55%)

2023 21 (-2, -8.70%)

7 PhD Schools

No changes with respect to 2022.

8 Visiting Fellows and Students

- Visiting fellows:

2021 2

2022 3 (+1, +50.00%)

2023 5 (+2, +66.67%)

- Visiting students:

2023 12

9 Peer-reviewed publications

- Journal papers:

2021 88

2022 108 (+20, +22.73%)

2023 108 (+0, +0%)

- Conference papers:

2021 108

2022 101 (-7, -6.48%)

2023 148 (+47, +46.53%)

- Book chapters:

2021 11

2022 4 (-7, -63.63%)

2023 8 (+4, +100.00%)

- Editorships:

2021 8

* Conference proceedings: 5

* Journals: 1

* Books: 2

2022 2

* Conference proceedings: 1 (-4, -80.00%)

* Journals: 1 (+0, +0%)

* Books: 0 (-2, -100.00%)

2023 7

* Conference proceedings: 3 (+2, +200.00%)

* Journals: 3 (+2, +200.00%)

* Books: 1 (+1)

Scientific publications

